
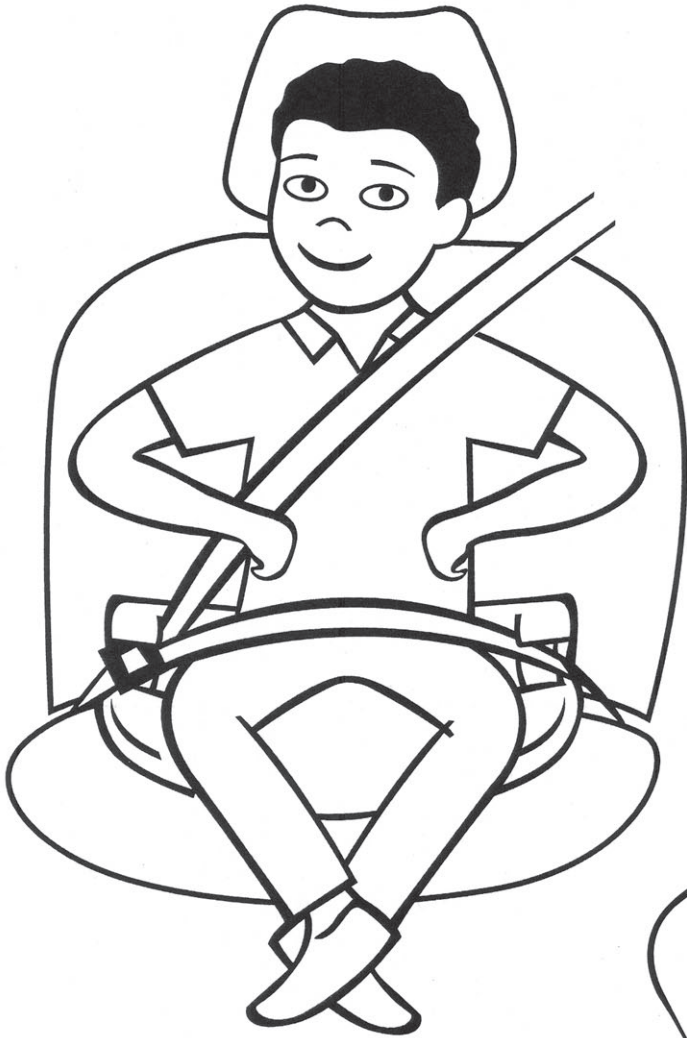


It's a snap!
Buckle your safety belt.



Color the Booster Seat Rider

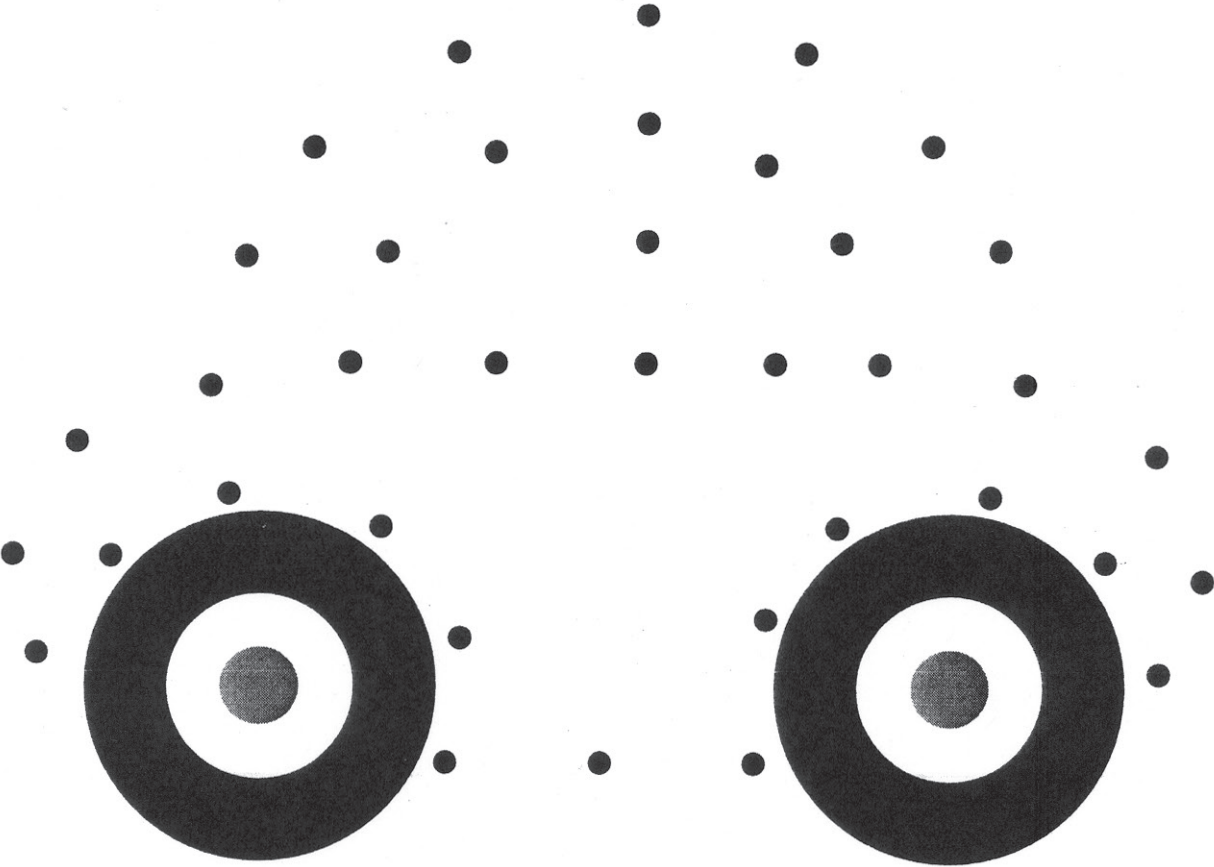


Babies Need To Be Safe, Too!



Dot-to-Dot Drawing

You should always wear a safety belt when riding in one of these.



Color-By-Number





Paint Colors

- 1 - Light Blue
- 2 - Flesh
- 3 - Green
- 4 - Brown
- 5 - Dark Blue
- 6 - Red
- 7 - White
- 8 - Purple

Safety Maze

Lisa doesn't know which seat to sit in! Help her find the back seat.



Circle the Differences

Can you find five differences?




Can you find six differences?



School Bus Safety Tips

- Enter and exit the bus in single file
- Use the handrail to avoid falls
- Wait until the bus comes to a complete stop before exiting the bus
- Avoid the “Danger Zone”, 10 feet directly in front of the bus, as the bus driver can not see in that area
- Remove loose drawstrings or ties on clothing and book bags as they can snag on bus handrails
- Always ask the bus driver for help if anything falls under the bus

**Color the
School Bus!**



We Protect the Things We Love

